

MD-C 360i/12 mini

Item number **GTIN**
 EP10426018 4015120426018



Technical data

GENERAL

Device category	Ceiling-mounted motion detector
Included in delivery	includes lens mask, spring installation clips, clamping installation ring
Product information	Please note the Explanation of circuit breaker in the download area of the product! Mounting position: Keep a safe distance of 5 m from radio antennas (e.g. WiFi access points).
User interface	IR remote control
Remote controllable	✓
Conformity	CE, EAC, RoHS, WEEE
Product-specific information	Configuration via ESY-app (ESY-Pen required!) or IR remote control possible.
Warranty	5 years

ATTACHMENT

Installation type	Recessed mounting
Installation position	Ceiling
Installation dimension	Installation depth: 45 mm, Ø 25 mm
Type of connection	Open end
Length of cable	0,6 m

HOUSING

Dimensions	Height/Depth 70 mm, Ø 58 mm
Weight	102 g
Material	UV-stabilised PE, UV-stabilised polycarbonate
Protection type	IP55
Permissible ambient temperature	-25 °C...+50 °C
Relative humidity	5 - 93 %, non-condensing
Colour	opal matt

Product description

- Mini motion detector with **360° field of detection** for recessed ceiling mounting
- **range of up to 12 m** across at a recommended installation height of 3 m (maximum installation height 5 m) for use in larger rooms and passageways with no or little natural lighting
- 16 A high-performance relay (tungsten pre-contact)
- Default settings ensure immediate operability

Offers special product features such as:

- Simple parameterisation, remote control and documentation with ESY-Pen and ESY-App

ELECTRICAL VERSION

Control system	ON/OFF
Protection class	II
Nominal voltage	230 V AC / 50 Hz
In-rush current	800 A / 200 µs
Power consumption	0,2 W

SENSORS

Detection angle	360°
Detection range diagonally	Ø 12 m
Detection range head-on	Ø 6 m
Field of detection	up to 113 m ²
Recommended installation height	3 m
Max. mounting height	5 m
Light measurement	mixed light
Level of brightness	5 - 2000 lx

CHANNELS (LIGHTING / HVAC)

Number of light channels	1
Push button input lighting	1
Push button input HVAC	-
Number of parallel switchable detectors	10
Slave input	-
Mode	Semi-automatic, Fully automatic
Switching delay from "dark to light"	0 s
Switching delay from "light to dark"	30 s
Constant light control	-
Channel	C1 Lighting
Function	Switching

MD-C 360i/12 mini

Item number	GTIN
EP10426018	4015120426018

Switching capacity	230 V/50 Hz, 16 AX 2300 W/10 A (cos phi = 1) 1150 VA/5 A (cos phi = 0,5) 600 W LED
Switch contact	make contact / non-floating

Push button input	✓
Impulse mode	✓
Switch-off delay time	60 s...15 min (adjustable in steps)

Factory settings

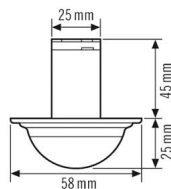
GENERAL	
Sensitivity	100 %
CHANNELS (LIGHTING / HVAC)	
Channel	C1 Lighting

Operating mode	fully automatic
Level of brightness/switching threshold	100 lx
Switch-off delay time	5 min

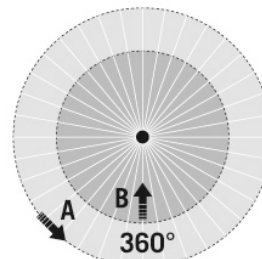
Accessories

Product designation	Item number	Product description	GTIN
Adapter			
COMPACT MINI SPOTLIGHT ADAPTER 51/25	EP10426391	Adapter for COMPACT MINI (8 m and 12 m) series for installing motion and presence detectors in spotlights (illuminant size QR-CBC51-Ø 51 mm) with retaining ring	4015120426391
Electrical accessories			
FILTER 230 V	EP10426988	Filter for suppression of inductive loads, such as relays, contactors, fluorescent lamps and transformers	4015120426988
Remote control			
ESY-Pen	EP10425356	ESY-Pen and ESY-App, two tools for every task: (1) Parameterisation, (2) remote control, (3) light measurement, (4) project management	4015120425356
REMOTE CONTROL MDi/PDi	EM10425509	IR remote control for presence detectors and motion detectors	4015120425509

Dimension drawing



Field of detections



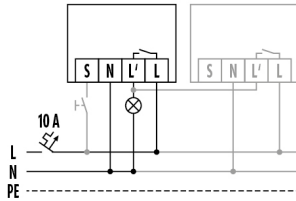
Detection range

Diagonally (A)	Ø 12 m
Frontal (B)	Ø 6 m

MD-C 360i/12 mini

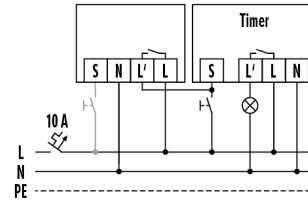
Item number **GTIN**
 EP10426018 4015120426018

Circuit diagram



Standard with optional control via a closing button and parallel wiring of max. ten devices.

Circuit diagram



Standard operation with automatic stairwell light and optional control via a closing button.

Detailed product description

- Mini motion detector with **360° field of detection** for recessed ceiling mounting for demand-responsive lighting control and therefore noticeable energy cost reductions
- **range of up to 12 m** across at a recommended installation height of 3 m (maximum installation height 5 m) for use in larger rooms and passageways with no or little natural lighting
- 16 A high-performance relay (tungsten pre-contact), ideal for switching capacitive loads such as electronic ballasts, parallel-compensated fluorescent lamps, compact fluorescent lamps, energy saving lamps
- Default settings ensure immediate operability
- Automatic lighting control for use without, or with very little, natural light
- Simple programming using remote control
- Extension of the field of detection with parallel connection of max. 8 detectors
- Small, compact design for an installation hole size of just 25 mm in diameter
- Fixed cable, 60 cm long
- New universal ESYLUX fastening technology for quick installation in suspended ceilings, lights, recessed boxes and cupboards, for example
- Recessed ceiling mounting possible in closed, suspended ceilings with supplied spring clips or clamping ring
- Targeted masking out of areas by means of an enclosed lens mask